

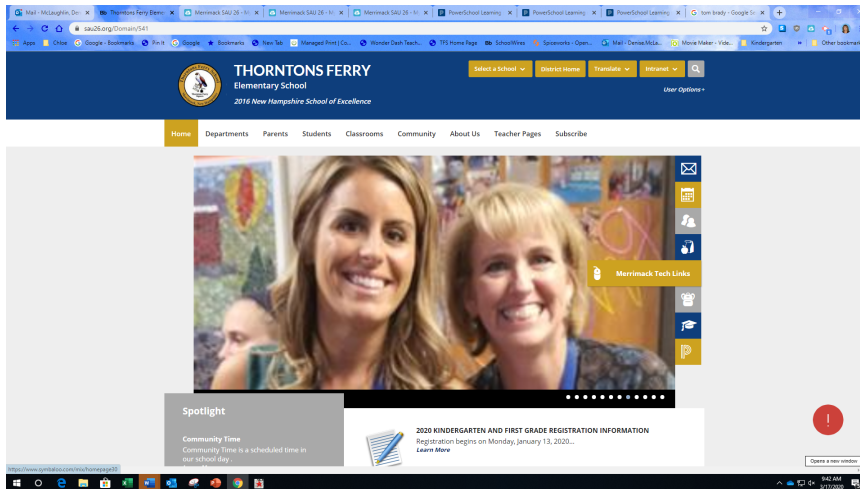
How Students Access ClassLink:

To get to the login screen for ClassLink, you will need to first get to your school's homepage and follow these steps.


1. In your internet browser, go to the Thorntons Ferry **homepage**

<https://www.sau26.org/Domain/541>

2. On the **right-side** of the first set of pictures, find the **vertical menu**



3. Find the button with the **backpack** for ClassLink and click.



4. **Students will need their login information to access ClassLink.** Student logins follow the following format:

Username: firstname.lastname

Password: 9-digit student ID number

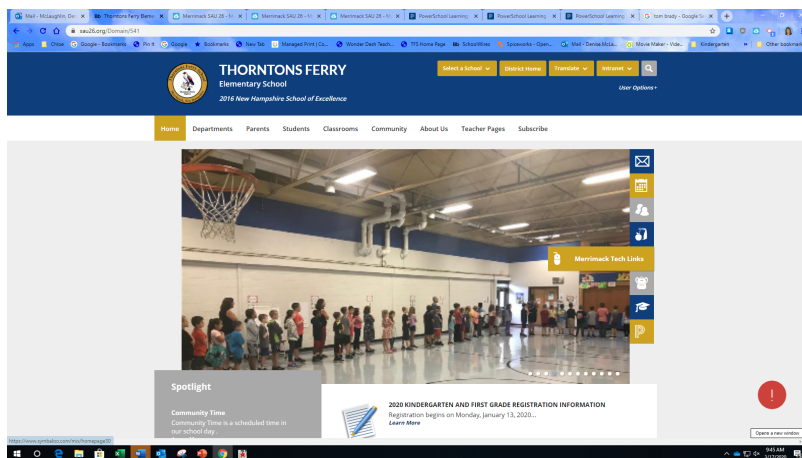
Students' ClassLink Dashboard will give them direct access to Office365 where they can create documents, PowerPoints, Graphs, etc. Students can also access many other sites used in the classroom.

Apps that use single sign-on and live behind ClassLink:


- Envisions
- Typing Agent
- BrainPop
- RazKids (**Specific Students)
- Prodigy
- Safari Montage
- Xtra Math
- Code.org
- Amazing Animals of the World
- Biography for Beginners
- IXL Kindergarten (**Specific Students)

How to Access Merrimack Links:

1. Go to Thorntons Ferry **homepage**
<https://www.sau26.org/Domain/541>
2. On the **right-side** of the first set of pictures, find the **vertical menu**



3. Find the button with the **computer mouse** for Merrimack Tech Links and click



4. You can now click on the tile you want to access different activities!

